



# Dream Report<sup>®</sup>

The Leader in Industrial Reporting Technology

by Ocean Data Systems



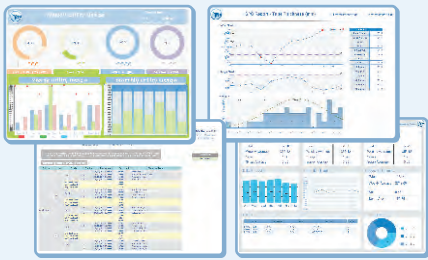
**User Friendly &  
Programming Free<sup>™</sup>  
Reports & Dashboards**



## The Most Recommended Software for Industrial Reporting

Dream Report<sup>®</sup> is the World's Leading User-Friendly Reporting and Dashboarding for Industrial Automation and for Non-Programming Users

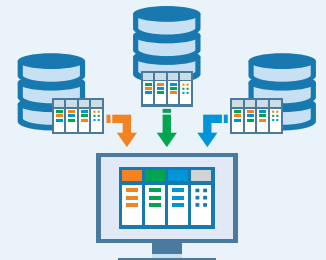
### Industrial Reports



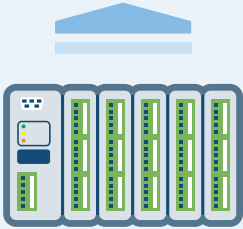
### Interactive Dashboards



### Reporting Data Server



## Dream Report Communication and Data Analysis Engine




PLC



Databases



SCADA, HMI



Historian




IoT

- |                   |                      |                         |                     |
|-------------------|----------------------|-------------------------|---------------------|
| ◆ User Management | ◆ Interactive Web    | ◆ Data Models (S95)     | ◆ Energy Management |
| ◆ Batch Reports   | ◆ Manual Data Entry  | ◆ CIP Reports           | ◆ FDA 21CFR Part 11 |
| ◆ SPC Reports     | ◆ Powerful Scripting | ◆ Water and Waste Water |                     |

### Web Live Dashboards



### Reports



### Reporting Data Server



#### Access to

- ◆ All Communication Drivers
- ◆ All Statistical Objects

#### Publishing

- ◆ Interactive Objects
- ◆ Online Filtering
- ◆ Library of Widgets
- ◆ Live Dashboards

#### Generation

- ◆ Manually
- ◆ Scheduled
- ◆ On Event
- ◆ Command Line
- ◆ Dynamic URL

#### Publishing

- ◆ PDF (Secure)
- ◆ CSV
- ◆ Excel
- ◆ XML
- ◆ Web Page

#### Distribution

- ◆ File Server
- ◆ Email
- ◆ Print
- ◆ FTP Server























#### Publishing Data

- ◆ OPC DA Server
- ◆ OPC UA Server
- ◆ JSON/REST API

#### Calculated Data

- ◆ Statistical Objects
- ◆ SQL Queries
- ◆ KPIs

# Industrial Communication Platforms

 <b>Databases</b>	<ul style="list-style-type: none"> <li>◆ Library of 100+ Communication Drivers</li> <li>◆ Vendor Specific Proprietary Protocols</li> <li>◆ Industrial and Business Standard Protocols</li> </ul>	Proven Integration With:
 <b>Historian</b>	<b>Real-Time Values</b> <ul style="list-style-type: none"> <li>◆ Direct Browse of Tags</li> <li>◆ Read Real-Time Values</li> <li>◆ Value Change Events</li> </ul>	 
 <b>IoT</b>	<b>Historical Values</b> <ul style="list-style-type: none"> <li>◆ Direct Browse of Tags</li> <li>◆ Databases &amp; Proprietary Archives</li> <li>◆ Access Raw and Calculated Data</li> </ul>	 
 <b>SCADA, HMI</b>	<b>Historical Alarms</b> <ul style="list-style-type: none"> <li>◆ Databases &amp; Proprietary Archives</li> <li>◆ Access to Every Property of Alarms</li> <li>◆ Filter Alarms by any Property</li> </ul>	 
 <b>PLC</b>		 
		 
		
		 
		 
		 
		... and Many More!

## User-Friendly Designer Studio

- ◆ User Friendly Interface for Non-Programming Users  
Drag & Drop, What You See is What You Get (WYSIWYG)
- ◆ Integrated Library of Graphical Objects  
Charts, Tables, Bar and Pie graphs, ... many others
- ◆ Integrated Library of Statistical Functions  
Over 100+ Integrated Functions (Statistic, Batch, OEE, Energy, ...)





- ◆ Remote Development  
Develop a Project from a Local or Remote Studio. Web-Enabled Connection

- ◆ Concurrent Development  
Develop Your Project with Multiple Engineers. Database Project Depository, Version Control, Lock/Check-in-Out per Developer
- ◆ Secure Environment  
User Access Authentication, Audit-Trail, Built-in Version Control





## Interactive Industrial Web Portal

- ◆ **Clean and Open Web Technology**  
HTML5, Java Script, Compatible With All Common Browsers
- ◆ **Secure Access**  
User Authentication, HTTPS, User Access Per Report
- ◆ **Automatic Publishing of Reports:**      
Automatic Publishing of All Generated Reports. Generate New Reports
- ◆ **Interactive and Dynamic Reports and Dashboards**  
Combo Boxes, Buttons, Hyperlinks, Check Boxes, Date/Time Pickers, ...



Available on PC & Mobile Devices  
(Android and iOS)

- ◆ **Slideshow**  
Periodically Generate and Display a Sequence of Reports in a Loop
- ◆ **Dynamic URL and WebAPI**  
Dynamically Generate Web Report With External Parameters, by Dynamic URL
- ◆ **Advanced Manual Data Management**  
Input Manual Values, Correct Values, Submit Manual Data to a Database, User-Based Authentication
- ◆ **Available on Mobile Devices**  
All Functionality is Available on Android and iOS

## Web Interactive Dashboards

- ◆ **Dedicated Designer**



- ◆ Access to All Data in a Dream Report Project and Add Data from Business Sources
- ◆ Library of Dashboarding Graphical Objects
- ◆ Present, Filter, Drill-Down any Available Data
- ◆ Web-based User Interface
- ◆ Unique 2-in-1 Solution "Reporting + Dashboarding" for Automation Industry

- ◆ **Runtime Environment, Seamlessly Integrated Into Dream Report Web Portal**



\* Not available in some OEM versions of Dream Report

# Security for Industrial Applications



## ▶ User Management

- ◆ Local or Windows-Integrated User Management
- ◆ Support Windows Local or/and Domain Users and User Groups
- ◆ Extended User Access Control to Reports and Modules
- ◆ Localized Language by User or Group

## ▶ Audit-Trail Recording

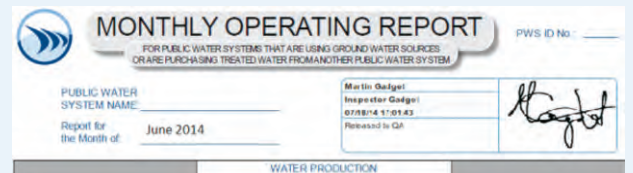
- ◆ Record All User Activities Into a Database

## ▶ Version Control

- ◆ Secure Version ID Stamp on Reports
- ◆ Ability to Roll Back to the Specific (Certified) Report Version
- ◆ Track User Changes in Secure Database

## ▶ Electronic Signatures

- ◆ E-Sign PDF Reports
- ◆ Web-Based Signing Tool



## Industrial Modules

### ▶ SPC - Statistical Process Control




- ◆ Full Support of SPC
- ◆ Library of SPC Objects
- ◆ SPC Statistical Functions
- ◆ Support of Nelson Rules

### ▶ Advanced Cost Calculation



- ◆ Define Complex Rules
- ◆ Rates on Time, Dates
- ◆ Rates on Overconsumption
- ◆ Calculate Total Cost

### ▶ Setpoint Analysis



- ◆ Analyzing Setpoints
- ◆ Process Analysis Statistics
- ◆ Flexible Validation Rules
- ◆ Process Auto-Validation

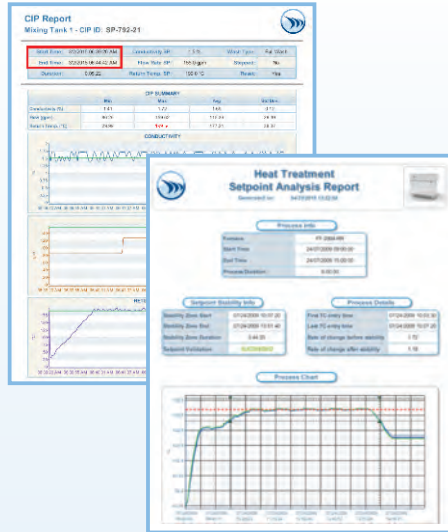
### ▶ Database Data Logger

- ◆ Archive Real-Time Data Into a Database
- ◆ Archive Calculated and Aggregated Values Into a Database
- ◆ Define Logging Groups by Conditions, Frequency and Schedule
- ◆ No Database Administration is Required - Database and Tables are Automatically Created and Maintained
- ◆ Supports Leading Database Types:



- ◆ No Additional Cost - Included in the Standard Product License
- ◆ An Ideal Mini-Historian for Small Projects

# Batch Reports




- ◆ **Batch Management System**  
Access or Create Batch Information - Batch ID, Start, End Time
- ◆ **Auto-Report Generation on Batch End (or Start)**  
Automatically Generate/Distribute Reports on Batch End (or Batch Start) Event
- ◆ **Manual Generation on Selected Batch ID**  
Select Specific Batch ID From Automated List of Available Batches. Dream Report will Automatically Perform Time-Based Historian Data Access for Batch Results
- ◆ **Golden Batch**  
Set Golden Batch Pre-Defined Profile for Reference or Comparison
- ◆ **Integration with Standard and Custom Batch Systems**  
SQL Server, Wonderware InBatch, AspenTech Batch 21, Emerson, GE, ...

# OEE, Performance and Downtime Analysis

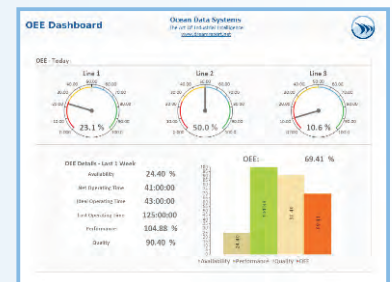
▶ Dream Report has Built-in Functions to Calculate:

- ◆ Equipment Running Time
- ◆ System Availability
- ◆ Equipment Down Time
- ◆ Production KPLs
- ◆ On Counter / Off Counter
- ◆ Conditional Calculations

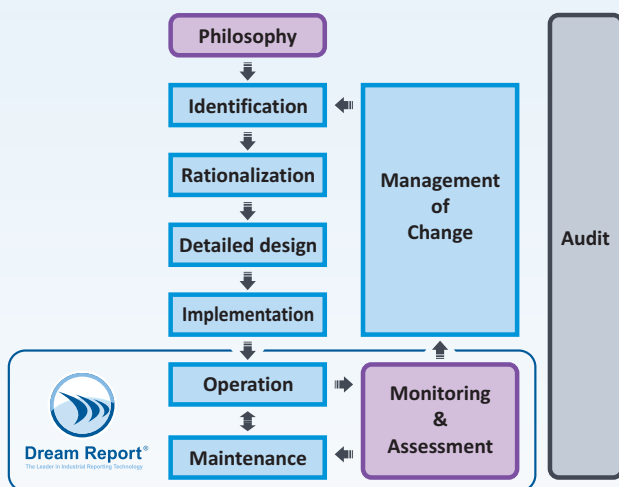


▶ Proactive Maintenance Reports - Automatic Report Generation and Distribution

- ◆ Generate and Send Report as Soon as Up-Time Reaches Pre-Defined Value
- ◆ Generate and Send Service Request Upon Equipment Running Time
- ◆ Let System Analyze and Control Maintenance of Your Equipment for You!



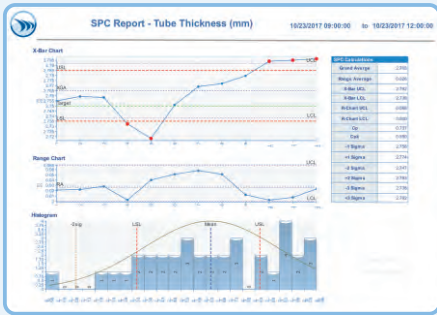
# Alarms Reports AMS/ISA 18.2 Standard



- ◆ **Filter Alarms by Various Criteria**  
(e.g. Source, Area, Operator, Priority, Status, etc, ...)
- ◆ **Alarm Statistics**  
Generate Alarm Statistics Such as Count of Alarms by Filters, Timestamp of First Alarm, Timestamp of Last Alarm
- ◆ **Analyze Alarms**  
Calculate, Display and Filter Alarms by Number of Occurrences, Min/Max Duration, Response Time
- ◆ **Document and Display Alarms**  
Generate Alarm Reports for Archiving and Distribution
- ◆ **Automatically Deliver Results**  
Email Reports, FTP Files, Automatically Populate a Browser Based Portal

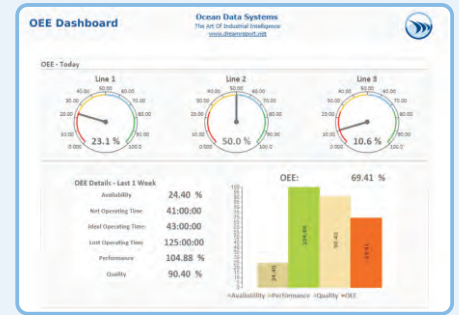

- ◆ **Perform Document Management**  
Delete Old Files, Delete After X files, Move Old Files, etc...
- ◆ **ISA 18.2 - Interactive Analysis of Alarms**  
Provide an Interactive Interface to Your Alarms for Real-Time Review and Analysis

# Made «Best for Each Industrial Market»



SPC Reports

## ISA 18.2 Alarms Reports

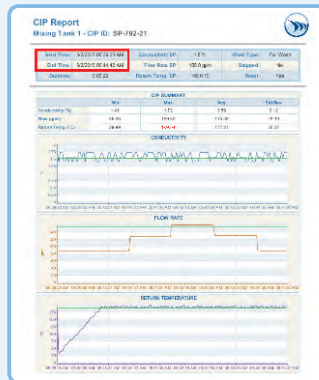


Web Dashboards

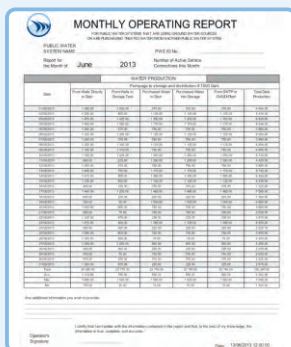


Energy Reports

## CIP Reports

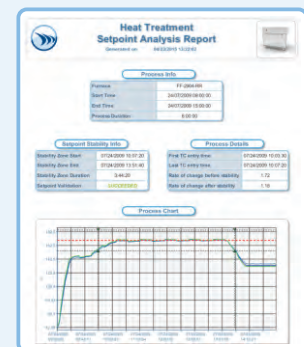


Batch Reports



Water Reports

## Interactive Web Interface



Sterilization Reports

## Dream Report is Made «Best for Each Industrial Market»

Dream Report is the world's leading and the most recommended solution for industrial reports and dashboards.

Dream Report can connect to industrial and business data sources using standard or proprietary protocols. Dream Report will access their data, analyze it and generate reports and dashboards automatically or manually. Results can be distributed to anybody, anywhere, and anytime. An interactive and dynamic web portal provides local and remote secure access to your information.

Dream Report perfectly fits both continuous and batch reporting applications.

Designed for non-programming users, its user-friendly designer studio enables users to develop professional reports simply and easily, through powerful objects and statistical functions delivered in Dream Report. This software is designed and intended for automation engineers, but IT professionals will like it too.

## Dream Report Licensing

All Dream Report license models include all drivers, enable unlimited number of report templates, enable to generate and distribute reports to all output targets in all available formats. Scalable tag-based license models enable users to select the appropriate best-fit license model in accordance with the project scale and budget.

A tag is considered as one data point at external data source.

Flexible tag-based license models  
(Tags 50 - 250 - 1000 - 5000 - 10000...)  
Web portal license models are based on the number of concurrent web clients.  
(2 - 5 - 10 - 25 - 50 - 100 - 200)

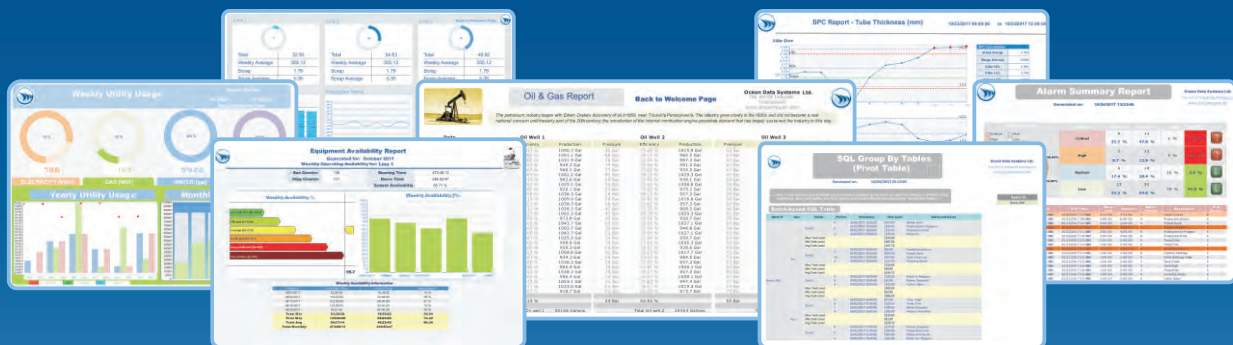
### Contact Information:

For technical questions, contact our technical team at:

[Support@DreamReport.com](mailto:Support@DreamReport.com)

For commercial information or to order Dream Report, contact us at:

[Sales@DreamReport.com](mailto:Sales@DreamReport.com) and [Orders@DreamReport.com](mailto:Orders@DreamReport.com)



TRADE MARKS AND COPY RIGHTS Copyrights<sup>®</sup> Ocean Data Systems Ltd. Dream Report<sup>®</sup>, Dream Report Web Portal<sup>™</sup>, Dynamic Report Generator<sup>™</sup>, Designer-friendly<sup>™</sup> are trademarks of Ocean Data Systems Ltd. All other products and brand names are trademarks of the respective companies.



**OCEAN DATA SYSTEMS**  
The Art of Industrial Intelligence

Visit us at:

[www.DreamReport.net](http://www.DreamReport.net)

© Ocean Data Systems Ltd. All rights reserved